



Model linking across scales

Will McDowall & Francis Li
UCL Energy Institute

2nd November 2017, Edinburgh ASCEND Workshop



Multi-scale modelling review

Review criteria:



- Peer reviewed
- Includes hard-linking *and* soft-linking across scales
- Multi-scale analysis of real-world regions
- “Whole system” analysis across multiple supply and/or end-use sectors i.e. not single-sector models

Systematic review (1970-Present), yielded:

- 40 models or multi-model studies that fit all criteria
- 15 studies of interest that do not fit all criteria - (e.g. power sector only; urban energy models which in most cases did not cross scales)



Multi-scale modelling review



GLO-MNR/NAT

GLO-MNR

MNR-NAT

NAT-SNR

NAT-ISU

Multiple examples

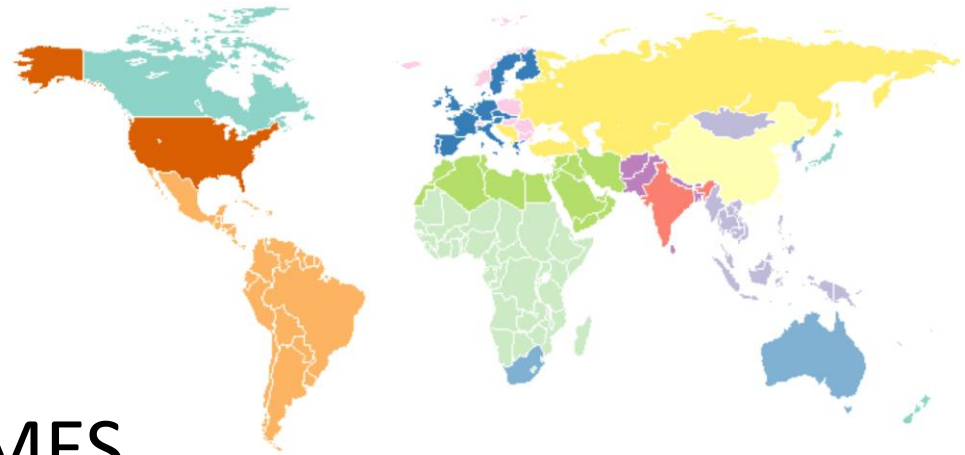
... only a handful of studies

Very few



Examples

- 2-region MARKAL
- US multi-region TIMES
- JRC-EU-TIMES plus NEPLAN



2-Region MARKAL

- Separate-but-linked ‘Scotland’ and ‘Rest of the UK’ Regions
- Analysis of Scottish targets
- Was developed wholly at UCL – not commissioned by government
- Was presented to Scottish government – but not widely used



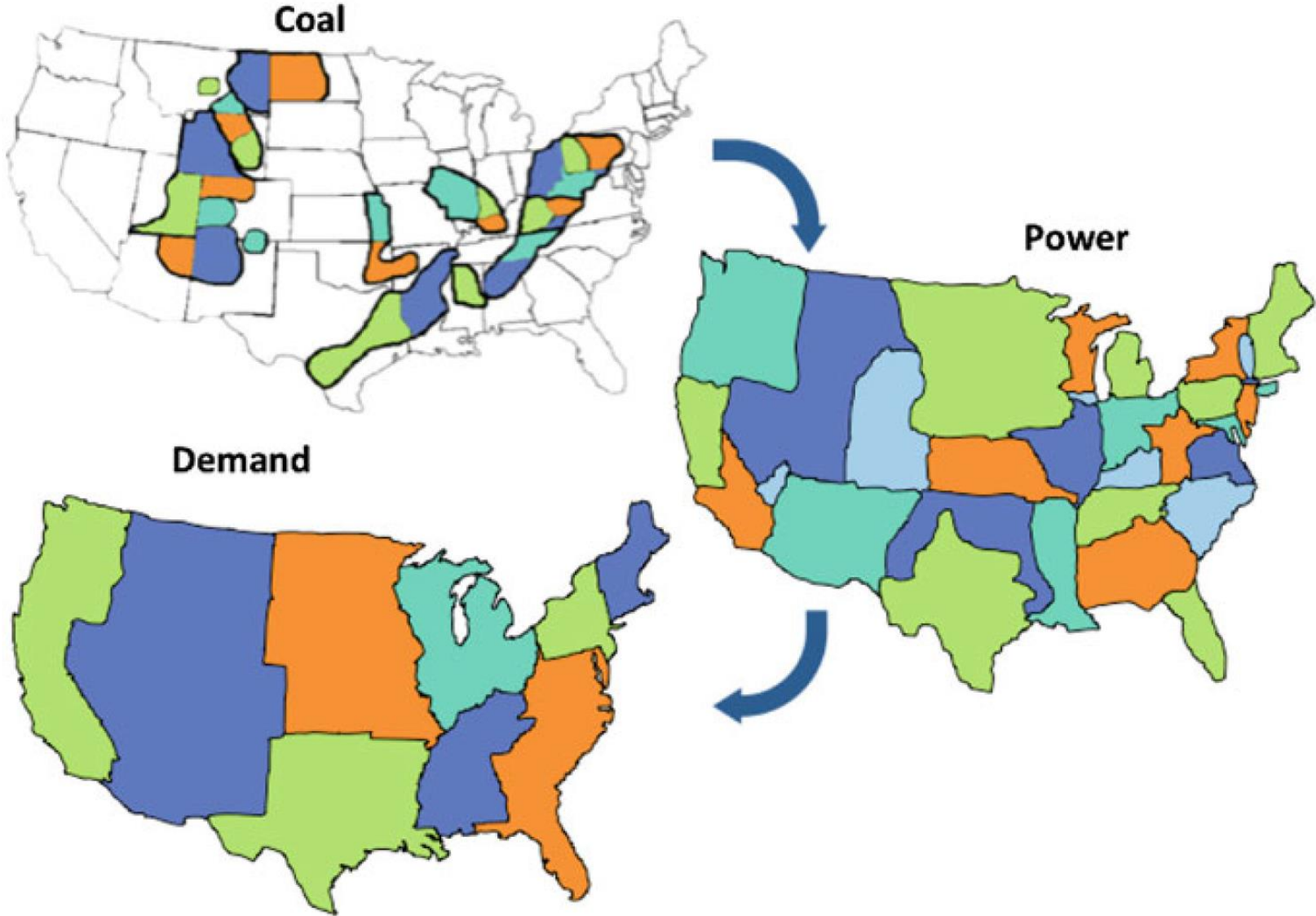
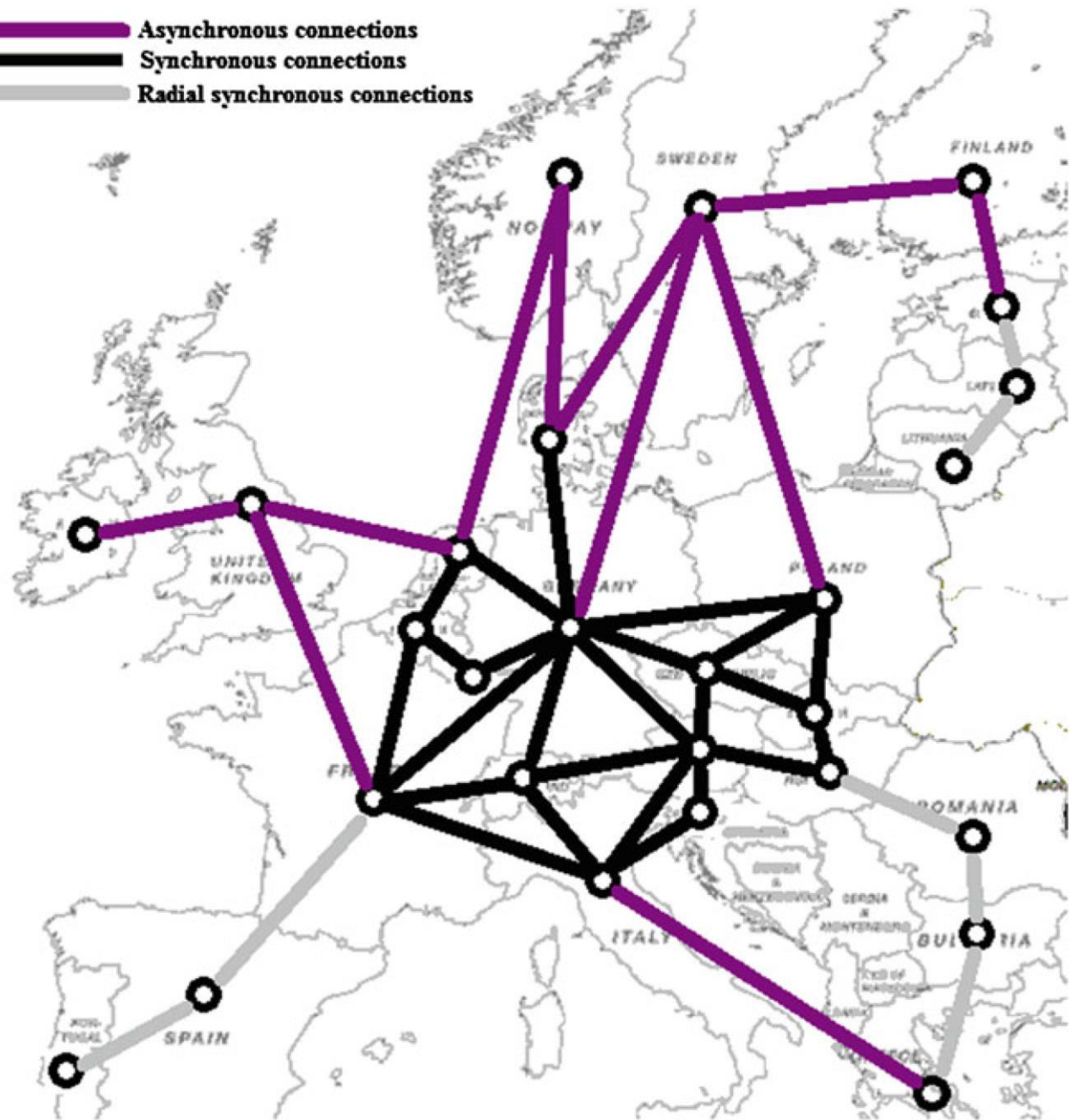


Fig. 1 FACETS coal, power, and demand regions

Asynchronous connections
Synchronous connections
Radial synchronous connections



Nijs et al. 2015 –
linking JRC
European TIMES
with NEPLAN



Fig. 4 Simplified model of European grid at the base year of study

Rationales & Challenges

Capturing more information & feedback in your model (=“better model”?)

- Capturing finer scales: better representing spatially-granular processes (power systems; transport infrastructure)
- Broadening to wider scales: Embedding analysis within consistent boundary conditions: global learning; prices
- Disaggregating/aggregating to match politically-relevant boundaries
 - Capture policy divergence across regions (e.g. EU PRIMES)

Challenges: Not necessarily more helpful for decision-makers at other scales; harder to interpret



Rationales & Challenges

Multi-scale models for shared understanding across scales

- Analysis that simultaneously serves needs of decision-makers across scales? Consistent, integrated perspective
- (Dis)aggregation to relevant decision-scales
- But major challenges:
 - Different relevant decision-rules (perfect-foresight optimisation vs. predictive simulation)
 - Different goals – decentralised optima, c.f WITCH model?
 - Legitimacy and ownership



w.mcdowall@ucl.ac.uk



2-Region MARKAL

